

**Every  
Brownie  
is family  
to me!**



# My Family Story

**E**very family has stories. It's good to share them so you know who helped make you who you are. Do this badge to find out more about the people you love and who love you. That's your family!

## Steps

1. Explore family stories
2. Know where your family is from
3. Make a story tree
4. Find an object that means something to your family
5. Share your family story

## Purpose

When I've earned this badge, I'll know how to tell my family story.

# Family Traditions

A tradition is something you do again and again. Traditions can help bring families closer together. Does your family have any special traditions?

Maybe you play a silly game on long car trips, or make the same dessert for every family birthday.

It's fun to start new traditions, too. Could your family have a monthly game night, or do a walk for a charity?



## Tip Before Takeoff

You'll hear so many stories in this badge! You might want to record them on audio or video. This way, you will remember them—and other family members can hear the stories, too.

Every step has three choices. Do ONE choice to complete each step. Inspired? Do more!

### STEP

## 1 Explore family stories

There are all kinds of family stories and all kinds of families. As you explore these stories, think about the questions in the box below. Talk about your answers with your family and Brownie friends!

### CHOICES – DO ONE:

- Read two stories starring families.** Many books are all about girls and their families. Read two on your own or in a group.

OR

- Watch a family story.** Watch one movie or two different TV shows about family.

**FOR MORE FUN:** If your family was in a movie, what would they do? Come up with a name for your family's movie, and draw the movie poster.

OR

- Share family stories with friends.** In your Brownie group, share a story about your family. Then listen to other girls' stories.

## Family Story Questions

- How are the families the same?
- How are they different?
- Are the families like your own?

STEP

## 2 Know where your family is from

Find out which different countries, states, or towns your family comes from. Family stories are passed down differently in different cultures. How does your family share its family traditions and history?

### CHOICES – DO ONE:

**Ask about a festival, holiday, or event.** Learn why that day is special. How do people have fun on that day? Try out one highlight of the day with your family or Brownie group—perhaps a ritual, a costume, or a recipe.

OR


**Ask about a song, game, or dance.** Try to sing the song, play the game, or dance the dance! You could teach it to your Brownie group.

OR

**Ask about a family recipe.** Every place has food that is special. Ask a family member to help you make a family recipe. Share the food with friends.

### Ideas for More Family Fun!

- Find a place someone in your family came from on a map.
- Ask an adult to help you use a website with pictures from satellites to look at a far-away relative's house from space.
- Draw the flag from a place someone in your family is from.



STEP

# 3 Make a story tree

Knowing who your family members are is only half the fun! Find a special detail about each person to write on your family tree. (Some ideas are on the next page.) Then make your tree in one of these ways.

**CHOICES – DO ONE:**

**Use the story tree.** Look at Brownie Elf's story tree to see an example. Then draw your family on the story tree. Write their special detail on one of your journal pages.

**OR**

**Draw or paint your tree.** You can choose colors, shapes, and decorate it yourself. You could use photos of your family, too!

**OR**

**Use software on a computer, or from an online site.** Get an adult's help.

## More to Explore

**Make two trees!**  
Make your own family tree. Then, make a big group family tree with your Brownie friends. Add a special detail about every girl.



# My Story Tree



## Special Family Details

- the person's nickname
- the person's favorite color
- the person's favorite thing to eat
- the person's pet
- a funny story about that person
- the person's favorite joke
- the person's hobby



## How to Get Good Stories

Sometimes it can be hard to get people talking.

They might need you to ask good questions. Try not to ask questions with just a yes or no answer.

You can try these:

- What were your favorite subjects in school?
- Who were your best friends when you were younger? Why were you friends?
- What school activities or sports did you do?
- Was your name ever in a newspaper? Why?
- What clothes did girls wear when you were younger?



STEP

## 4 Find an object that means something to your family

**Objects like photos, jewelry, and books can mean a lot. They can be favorite things from old times, or things that make people feel special. This means that objects can have their own stories!**

**With your family, find an object that tells a part of your family's story.**

### CHOICES – DO ONE:

- Ask about an old photo.** Learn what was happening when the photograph was taken. Share the photo and the story with a family member who doesn't know about them!

**FOR MORE FUN:** Write or draw a story that begins or ends with that moment. Use your family members as characters.

**OR**

- Talk about an object that has been handed down.** Sometimes family members pass important objects on to other family members. Learn the story behind one of these.

**FOR MORE FUN:** Make a family time capsule. Include pictures of important objects, photos, family news, and even your drawings. Be sure to decide when it will be opened!

**OR**

- Ask about an object that belongs to a far-away family member.** With your family's help, call or write that relative. Ask about the story behind one of their treasured objects.

### More to Explore

**Make a family scrapbook.** Team up with your family to gather, take, or draw pictures of different objects to put in a scrapbook. You could include pictures of the people to whom the objects belong! Share your book with Brownie friends.

STEP

# 5 Share your family story

You've heard so many amazing family stories. Now it's time to share them with others! Pick one of these activities to help you tell your story.

## CHOICES – DO ONE:

- Have a “family tree” potluck party.** Every girl brings a dish and tells a story that she's learned about her family. You could invite your families to share the fun.

**FOR MORE FUN:** Make a “heritage fruit salad.” Each girl brings a fruit from a place where her family has lived. Mix them all together for a yummy treat.

**OR**


- Make a family crest.** In some countries, each family has a crest. A crest is a picture that uses colors and symbols to show what's important to the family. Think of what is important to your family, then draw your own crest. Tell your friends why you drew it in just that way.

**FOR MORE FUN:** Ask an adult to print out your crest on transferable paper, and iron it onto a T-shirt for you to wear.

**OR**

- Become pen pals with another member of your family.** Write about what you and your family are doing. You could pick someone far away, and even send photos. Make a special folder to keep copies of notes you send and notes you get.


**FOR MORE FUN:** At your next family gathering, read some of your notes.



## Veterans History Project

The Veterans History Project (VHP) honors veterans, or people who have served in a war, by gathering their stories. Veterans can tell their stories in an interview or share journals, letters, and photos. The stories are saved in the Library of Congress in Washington, D.C., for others to read now and in the future.

If you'd like to help a veteran tell their story (maybe there's a veteran in your family?), ask an adult to help you find instructions on the VHP website: [www.loc.gov/vets](http://www.loc.gov/vets)



## Add the Badge to Your Journey

When you do step 2, you can also ask your family about their favorite line of the Girl Scout Law. Use the answer to make your Family Star as part of your *Brownie Quest*.

### Now that I've earned this badge, I can give service by:

- Sharing important family stories with members who might not know them
- Creating a meaningful family crest
- Being my family's "recorder" at our next gathering



### I'm inspired to: