



You are lucky. You already have friends round the world. Brownie friends, of course!

—Brownie Girl Scout Handbook, 1963



Making Friends

Friends are another kind of family. They're the people you have fun with and who help you when you need it. Try this badge to learn how to make new friends, keep old friends, and be the best Brownie friend you can be.

Steps

1. Make friendly introductions
2. Show friends you care
3. Share favorite activities
4. Learn how to disagree
5. Practice friendship!

Purpose

When I've earned this badge, I'll know how to be a good friend.



Every step has three choices. Do ONE choice to complete each step. Inspired? Do more!

STEP

1 Make friendly introductions

Making new friends can be as simple as introducing yourself. It's nice to share something about you when you introduce yourself, or one something about a friend when you're introducing them. Try it!

CHOICES – DO ONE:

- Introduce yourself.** Try introducing yourself to three different people you don't know at school—maybe you'll make a new friend!

OR

- Introduce a friend to someone else.** Find a friend who may be shy or new to the area and introduce them to three people.

OR


- Ask your parents to introduce you to one of their adult friends.** Tell that person something about yourself, and ask something about them. Be ready to have a conversation!

FOR MORE FUN: Ask an adult what makes a good handshake. Try it when you introduce yourself.

Great Introductions

Jane: I'd like you to meet my friend Sarah. She's really good at math.

Stacey: Nice to meet you, Sarah. I'm Stacey, and I like horses.



"Come and play with us!"



Brownie Smile Song

by Harriet Heywood



I've something in my pocket.



It belongs across my face,



And I keep it very close at hand, in a most convenient place.



I'm sure you couldn't guess it



If you guessed a long, long while,



So I'll take it out, and put it on--It's a great big Brownie Smile!



1. I've some - thing in my pock - et. It be -



longs a - cross my face, And I keep it ver - y



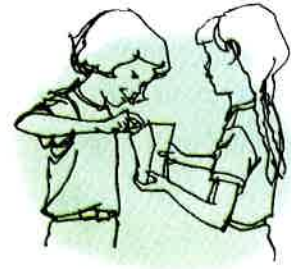
close at hand In a most con - ven - ient place.

Name Poem About Brownies

Badges are triangles
Rounds are fun to sing
Outside we play
We help others
New friends come along
Ice cream parties
Every elf shares stories
Selling cookies is a great
way to meet new friends!



STEP 2 Show friends you care



Good friends remind one another of what makes them special, and help each other feel better when something goes wrong. Practice making a friend feel great in one of these ways.

CHOICES – DO ONE:

- Write a name poem.** Write a friend’s name vertically down a piece of paper. Then, beginning with each letter of the friend’s name, write something nice about that friend—something they do well, or one of the reasons you like being their friend.

FOR MORE FUN: Make name poems as a thank-you to a parent, a teacher, or someone else who helps you.

OR //

- Give something special to a friend.** Create an art piece, snack, card, or something else your friend would really like. It might be a gift for a holiday, a cheer-up card, or a yummy treat for a neighbor.

FOR MORE FUN: Make SWAPS for friends from another Brownie group.

OR //

- Be a friend to someone you don’t know.** Sometimes the friends people need most are the ones they didn’t know they had. Think of a group that could use your friendship—perhaps children at a hospital, soldiers overseas, or someone left out at your school, and do something nice for them.





"I'm sorry I said that."



"What do you want to do, play hopscotch or Take a Giant Step?"



"Let's not whisper. She'll feel left out."



"Are those new shoes? They're pretty."

-Brownie Girl Scout Handbook, 1963

STEP

4 Learn how to disagree

Disagreement is when you don't feel the same way as a friend. For example, you want to play a game and they want to make snacks. It's okay to feel differently. You can still be friends! The important thing is to be a good friend while you disagree. Try one of these activities to practice.

CHOICES - DO ONE:

Practice being a good listener. Let a friend talk about how they feel. Listen for three minutes without interrupting. Then tell them what you heard them say. Then, switch!

FOR MORE FUN: Try it with your Brownie group, and take turns.

OR

Remember what you agree about! Many times, you can take turns doing what each friend wants to do instead of fighting. Or, you can do something you both like. With a friend, make an "agreement" list of three things you both love to do. Then try one of those things the next time you disagree.

WHY We like to play on the monkey bars
WE'RE We think spelling tests are hard
FRIENDS We love chocolate ice cream



OR


Find kind words. Words can hurt, so it's important to use nice ones when you disagree. With your Brownie friends, make a list of words that make you feel good. Practice using the words to say kind things.

More to Explore

Make a solution skit. You might pretend that you and your friend both want to use the same jump rope. Your skit could show how you can solve the problem by finding a way you can both be happy.

STEP

5 Practice friendship!



Now it's time to practice your friend skills. First, make a list of the top three things you've discovered that make someone a good friend. Then try one of these activities and concentrate doing those things. Talk about the activity with your Brownie group.

CHOICES – DO ONE:

Invite another Brownie group to an activity. What about a tea party, a journey field trip, or a meeting with games?

OR

Sit at a different table or area at lunchtime, or play with a different group at recess. You might bring an old friend with you and make new friends together.

OR


Go to a dance or art class, sports game, camp, or other activity. Games and sports are a great time to practice saying nice things to friends.



Thank You Very Much!

People say thank you all over the world. Everyone likes hearing those words!





Add the Badge to Your Journey

For step 2, look through the stories from *A World of Girls* and find examples of how the Brownie Friends show each other—and their new friends—that they care.

What's your favorite example of friendship from the stories? Can you think of a similar way to show a friend you care?

Now that I've earned this badge, I can give service by:

- Introducing new friends to old friends
- Helping a new student feel welcome at school
- Showing Daisies how to be good friends



I'm inspired to: